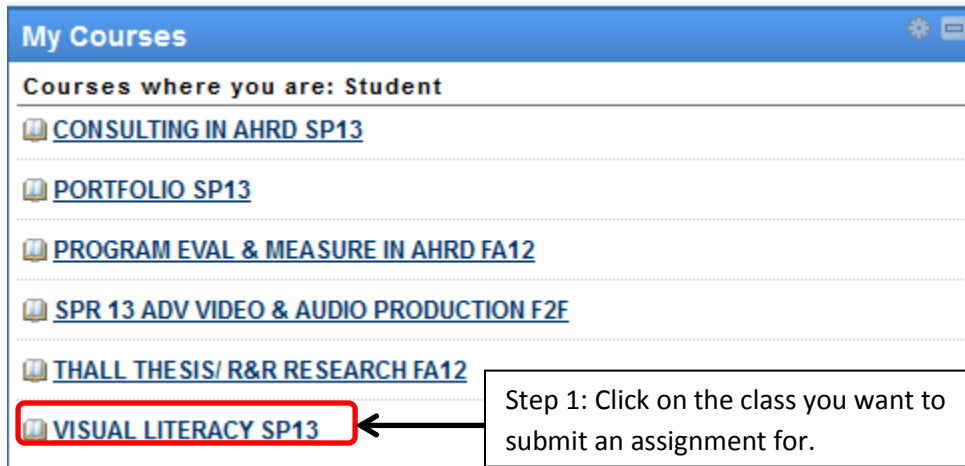


Submit an assignment in Blackboard

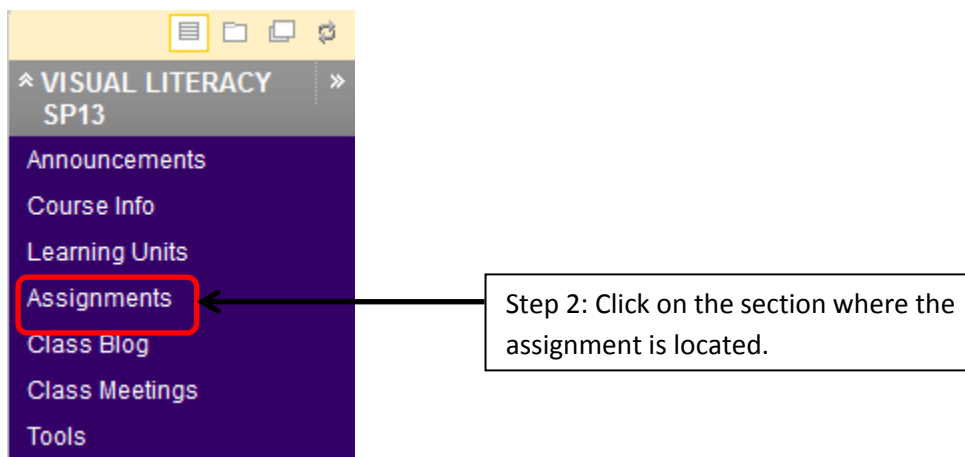


My Courses

Courses where you are: Student

- [CONSULTING IN AHRD SP13](#)
- [PORTFOLIO SP13](#)
- [PROGRAM EVAL & MEASURE IN AHRD FA12](#)
- [SPR 13 ADV VIDEO & AUDIO PRODUCTION F2F](#)
- [THALL THESIS/ R&R RESEARCH FA12](#)
- [VISUAL LITERACY SP13](#)**

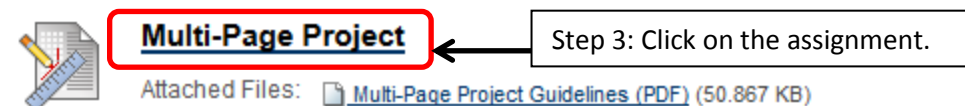
Step 1: Click on the class you want to submit an assignment for.



VISUAL LITERACY SP13

- Announcements
- Course Info
- Learning Units
- Assignments**
- Class Blog
- Class Meetings
- Tools

Step 2: Click on the section where the assignment is located.



Multi-Page Project

Attached Files: [Multi-Page Project Guidelines \(PDF\) \(50.867 KB\)](#)

Step 3: Click on the assignment.

Submit an assignment in Blackboard

Submission Text Editor is: ON

Normal 3 Arial B I U abc x: x²

Step 4: Add optional comments about the assignment.

Path: body

Attach File

Step 5: Attach the assignment.

Cancel

Save as Draft

Submit